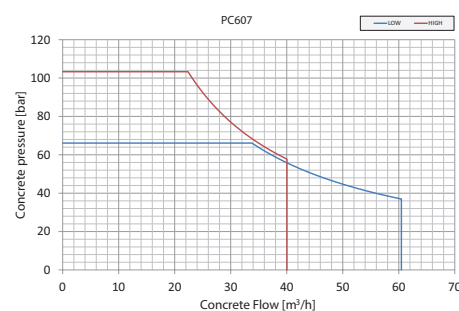
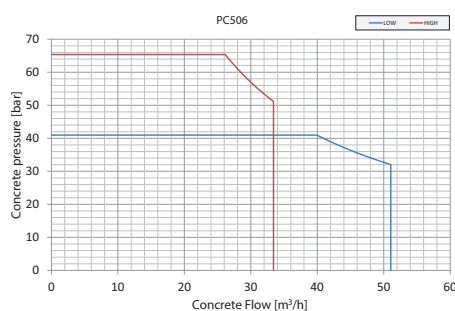
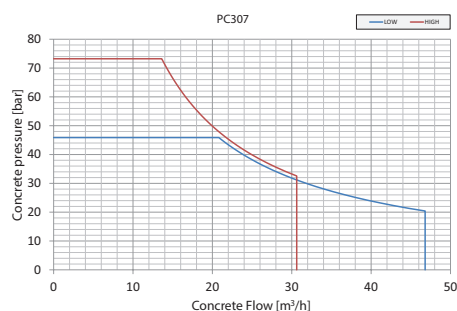
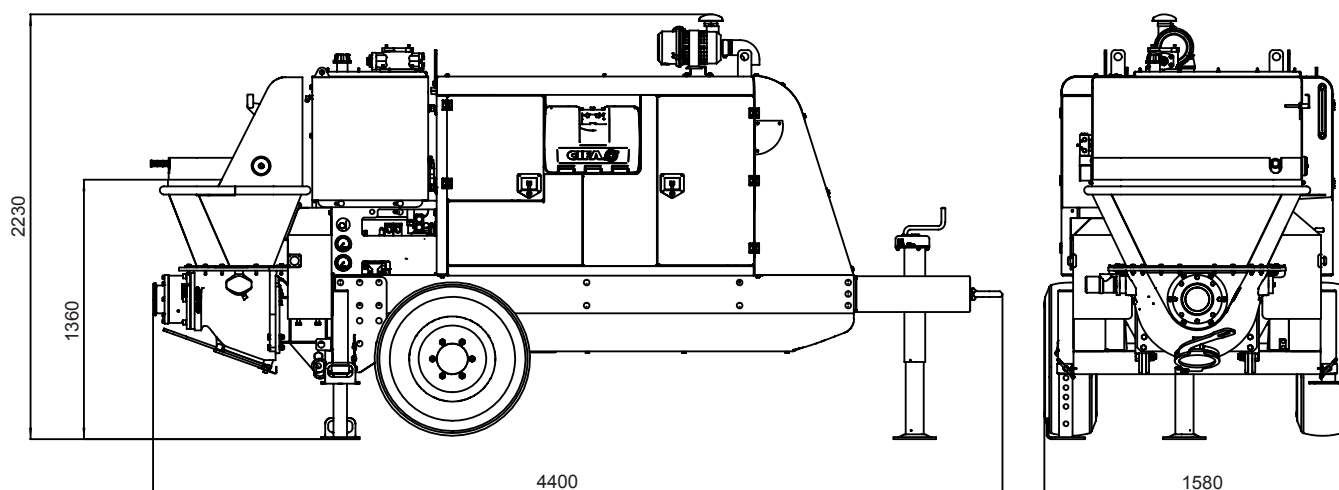


## Portable concrete pumps “6” Series



### Dimensions and performance diagrams



The use of the product must not exceed 2000 metres in elevation above sea level. Above this elevation the correct operation of the system is impaired and this case has to be previously notified to CIFA.

# Portable concrete pumps “6” Series

## Main features

- The power source is provided by separate engine (Diesel or Electric).
- Diesel Engine by Deutz or Perkins
- 'S' shaped valve for any type of concrete, made of special steel
- Rapid valve exchange
- Ideal operation even at high pressures with continuous and smooth pumping flow
- Automatic wear compensation
- Hydraulic system in open circuit
- Transformation of the pumping units from high to low pressure or viceversa (PC506 -PC309 / PC607-PC411)
- Low noise
- Low running costs
- Easy maintenance and quick cleaning operations
- Machines can work up to -25°
- Concrete flow rate regulator°
- Quiet pumping with high performances: smooth, continuous and easy movements



### Standard equipment

- Electric vibrator on the hopper grid
- Rigid monoaxle trailer
- Drawbar
- N° 3 manual outriggers
- Concrete outlet piping with bend and counterbend reduction device up to 5"
- Hydraulically driven water pump 50 l/min - 120 bar
- Concrete flow rate regulator on board
- Washing pipe complete with nozzle
- Connection flange for washing
- N° 2 sponge rubber balls
- Remote control with 20m cable
- Acoustic signal for diesel engine breakdown
- Two colour painting, Cifa painting, orange-gray

## Optionals

- Hydraulically controlled air compressor, bicilindrical, two-stage capacity 500 l/min intaken, max. pressure 12 bar, complete with accessories, stopballs cage and stub pipe
- Stopballs cage and stub pipe diam. 5.5" with joint
- Catalytic silencer for Deutz engines

## Technical data

Model		PC 307	PC 506	PC 309	PC 607	PC 411
Drive power IIIA	kW	45	74	74	83	83
Drive power IIIB	kW	55	74	74	85	85
Drive power E	kW	30	55	55	75	75
Max. theoretical output	m³/h	30	52	34	60	40
Max. pressure on concrete	bar	70	57	91	67	105
Max. number of cycles per minute		21	36	24	41	27
Concrete cylinders (diam. x stroke)	mm	176x1000	176x1000	176x1000	176x1000	176x1000
Concrete hopper capacity	/	300	350	350	350	350
Rod side drive □ / Piston side drive ◆		◆	□	◆	□	◆

*Technical data and characteristics subject to modifications without notice*



CIFA S.p.A.  
via Stati Uniti d'America, 26  
20030 Senago (Milano) - Italia  
tel.: +39.02.990131 - fax: +39.02.9981157  
[www.cifa.com](http://www.cifa.com)

