

\* Technical data and features subject to change without notice

### Pumping unit technical data

		HP16o8EC	HP16o6H
Max. theoretical output	m <sup>3</sup> /h	160	160
Max. pressure on concrete	bar	80	53
Concrete cylinders (diam. x stroke)	mm	230 x 2100	230 x 2100
Concrete hopper capacity	l	550	550
Hydraulic circuit		closed	open

Total weight less than 26 tons, payload to the user always available.

Super compact machine mounted on 6x4 4500\* wheelbase trucks for excellent maneuverability.

Contained stabilisation dimensions for easy placement in all types of job sites.

### Control System with pumping unit HP1608EC

#### Smartronic Silver

Integrated color LCD	Diagnostics
Counters	Capsense rear panel
Pumping unit management	

#### Optional Smartronic Gold



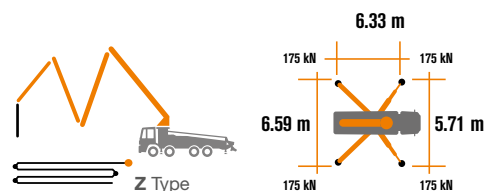
The automatic continuous verification of the center of gravity of the machine guarantees the maximum safety of boom movement and the maximum possible coverage of the job area, even with partial opening of the stabilization.



**MBE**  
Maximum boom extension control



**Automatic RPM Management**



### Placing boom technical data

		B4Z 36/32
Pipeline diameter	mm	125
Max. vertical reach	m	35.6
Max. horizontal distance (from center of slewing axis)	m	31.2
Net horizontal reach	m	28.4
Min. unfolding height	m	8.4
Sections number		4
1st section opening angle		90°
2nd section opening angle		180°
3rd section opening angle		237°
4th section opening angle		250°
Rotating angle		+/-270°
End hose	m	3

### Control System with pumping unit HP1606H

#### Easytronic Silver

Integrated color LCD	Pumping unit management
Counters	Diagnostics

#### Optional Easytronic Gold



Lsc Safe boom operation is guaranteed when two, three or four outriggers are fully opened.



**Automatic RPM Management**



# STEELTECH Series K36L

## Standard Equipment

Front "X" style diagonal outriggers with single telescopic opening and swing-out rear outriggers for a quick and easy set-up also in narrow areas

Driven by PTO or gear box

Boom control by means of "Load Sensing" proportional distributor

Safety device upon opening of concrete discharge door and hopper grille

Emergency device for pumping group

2 Hetriconic proportional radio controls with 3 manipulators

Emergency radio control cable 20 m

Plastic water tank with 600-litre capacity

Medium pressure water pump (50 l/min - 50 bar)

LED lights for stabilisation and hopper lighting

Double layer piping with chromium carbide inserts on the entire piping line

Washing accessories

High resistance of the components most subject to wear ("S" valve, wear plate, compensating ring)

Declaration of conformity supplied with the user and maintenance manual

## Main Options

Smartronic Gold (Smartronic Silver + ASC Advanced Stability Control)

**Smartronic Advanced: In addition to the Smartronic Gold functions, provides ASC2.0 stability control, ABC boom oscillation control (Antibouncing), automatic boom opening and closing. Includes radioremove control Hetriconic or HBC with display**

Easytronic Gold (Easytronic Silver + LSC Light Stability Control)

Automatic boom opening and closing

Centralized boom lubrication system

Concrete shut-off valve

High pressure water pump 28l / 120 bar

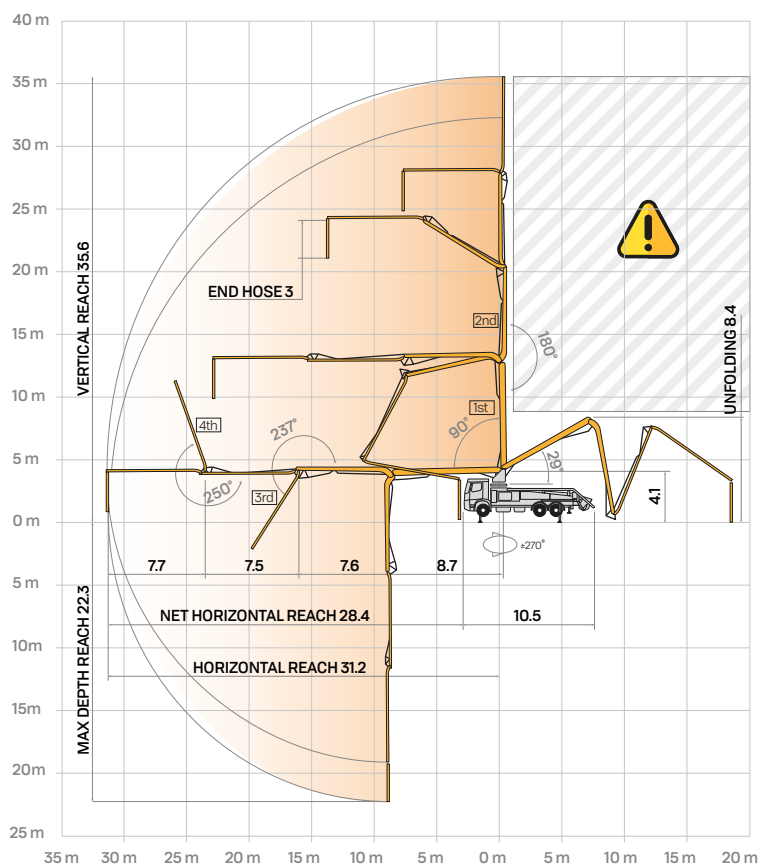
Radio remote control: Hetriconic or HBC equipped with display

Straight concrete piping on double layer boom with high wear-resistance chromium carbide inserts CIFA LLT Long Life Top

Wide choice of customer personalization colours

\*Over 100 options available; details available on truck pumps optional booklet

## Distribution boom B4Z 36/32



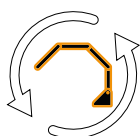
## Optional Smartronic Advanced



**Advanced  
Stability Control  
2.0**



**Antibouncing**



**Boom Automatic  
Opening and Closing**

Smartronic Video



CIFA S.p.A. / Via Stati Uniti d'America, 26 / 20030 SENAGO (MI) / ITALY  
Tel. +39 02 990 131 / sales@cifa.com



cifa.com

